













## Final Results - Oscoda CenDiv #3 - 6/18/05 - 6/19/05

<u>Place</u>	<u>Name</u>		<u>Day 1</u>	<u>Day 2</u>	<u>Total</u>	<u>Points</u>
<b>Super Stock</b>						
1	Brent Owen		37.455	40.370	77.825	100
2	Jeremy Short		37.782	40.634	78.416	93
<b>A Stock</b>						
1	Matthew Smith		34.967	37.543	72.510	100
2	Ryan Schnackenberg		35.602	39.216	74.818	71
3	Tommy Heath		37.207	39.090	76.297	53
<b>B Stock</b>						
1	Pam Kasprzyk		36.683	38.821	75.504	100
2	Jeff Kittka		39.419	41.878	81.297	31
3	Ralph Mortensen		41.472	43.987	85.459	20
<b>C Stock</b>						
1	Daniel Stone		36.127	38.869	74.996	100
2	George Schmitt		37.403	39.488	76.891	77
3	Wayne Kasel		38.249	40.416	78.665	56
<b>C Stock Ladies</b>						
1	Enid Schmitt		39.500	41.029	80.529	100
<b>D Stock</b>						
1	Mike Mitchell		36.752	39.030	75.782	100
2	Steve Bunce		35.876	39.982	75.858	99
3	Cory Johnson		36.733	39.974	76.707	89
4	Frank Miller		38.829	39.961	78.790	64
5	Andrew Owen		46.199	44.013	90.212	20
6	Mark Russell		42.918	DNF	No Time	20
7	Aaron Miller		DNS	38.992	No Time	10
<b>D Stock Ladies</b>						
1	Alissa Hubbarth		40.645	41.851	82.496	100
<b>E Stock</b>						
1	Brandon Hagaman		37.866	40.040	77.906	100
2	Patrick Kernahan		39.275	41.483	80.758	67
<b>F Stock</b>						
1	Kent Weaver		36.452	38.328	74.780	100
2	Dale Klein		36.424	39.254	75.678	89
3	Crissy Weaver		37.128	38.851	75.979	86
<b>G Stock</b>						
1	Jeff Jacobs		36.468	38.455	74.923	100
2	Richard Worden		37.011	39.782	76.793	78
3	Keith Roberts II		38.075	39.720	77.795	66
4	John Gregg		37.665	40.185	77.850	65
5	Dan Watkins		37.918	40.731	78.649	55
6	Alex Jones		37.758	41.462	79.220	48
7	Ken Courtland		39.063	41.687	80.750	30
<b>G Stock Ladies</b>						
1	Angela Laney		39.312	41.388	80.700	100
<b>H Stock</b>						
1	Dave McLean		37.830	39.756	77.586	100

2	Larry	Harts	37.717	40.090	77.807	97
3	James	Kuo	39.746	42.393	82.139	47
4	Jeff	Neiger	41.924	44.444	86.368	20
<b>A Street Prepared</b>						
1	Jerry	Williams	39.767	40.608	80.375	100
<b>B Street Prepared</b>						
1	Stephen	Jones	34.839	37.468	72.307	100
2	Jeff	LaVoy	38.438	40.407	78.845	20
<b>C Street Prepared</b>						
1	Steve	Mieritz	35.364	36.246	71.610	100
2	Harry	Aro	36.066	38.063	74.129	68
3	Sean	Tate	36.329	37.920	74.249	67
4	Michael	Burns	36.256	38.437	74.693	61
5	Paladin	Rowley	36.018	38.881	74.899	59
6	Chuck	Tate	36.773	38.233	75.006	57
7	Bruce	Matthews	38.940	41.552	80.492	20
8	Kevin	Mitchell	39.151	41.884	81.035	20
9	Vance	Johnson	39.796	41.443	81.239	20
<b>D Street Prepared</b>						
1	Kevin	Lewis	36.468	38.211	74.679	100
2	Rob	Heiser	36.707	39.513	76.220	81
3	Rob	Hellier	36.884	39.698	76.582	77
4	Darrel	Padberg	37.270	39.508	76.778	75
5	John	Schlegel	37.311	39.545	76.856	74
6	Art	Hodge	37.231	40.068	77.299	68
7	James	Fox	39.066	40.510	79.576	41
<b>D Street Prepared Ladies</b>						
1	Carrie	Heiser	46.576	46.608	93.184	100
2	Nancy	Hodge	49.318	47.073	96.391	69
<b>E Street Prepared</b>						
1	John	Tak	33.243	35.626	68.869	100
2	Andrew	Lieber	33.840	36.011	69.851	87
3	Marcus	Merideth	34.043	36.660	70.703	76
4	Jennifer	Merideth	34.225	36.538	70.763	75
5	Dave	Feighner	35.471	37.955	73.426	40
6	Lorien	Feighner	37.247	38.905	76.152	20
7	Richard	Carlton	37.544	39.271	76.815	20
8	John	Lentz	39.831	42.083	81.914	20
<b>E Street Prepared Ladies</b>						
1	Valerie	Furrer	38.248	38.056	76.304	100
<b>F Street Prepared</b>						
1	Mike	Burgess	34.845	37.107	71.952	100
2	Mark	Sommer	35.088	37.418	72.506	93
3	Lisa	Krueger	35.448	37.519	72.967	87
4	Norman	Anderson	35.191	37.811	73.002	87
5	Guy	St. John	35.357	37.984	73.341	83
6	Ken	Lang	36.186	38.285	74.471	68
7	David	Moser	37.208	39.205	76.413	44
8	Phil	Benson	43.890	46.191	90.081	20
<b>F Street Prepared Ladies</b>						

1	Kathy	Lang	37.322	39.611	76.933	100
<b>C Prepared</b>						
1	Dave	Kaplan	37.043	38.756	75.799	100
2	Cesar	Mendoza	38.045	38.558	76.603	90
3	Steven	Munsell	37.420	40.582	78.002	74
<b>E Prepared</b>						
1	Robert	Christmas	34.106	36.732	70.838	100
2	Phil	Davisson	35.156	37.236	72.392	80
3	Scott	Harvey	36.866	39.522	76.388	29
<b>F Prepared</b>						
1	Marty	Schiratti	36.312	38.206	74.518	100
<b>A Modified</b>						
1	David	Stamm	45.777	DNS	No Time	10
<b>C Modified</b>						
1	Martin	Brown	31.833	33.949	65.782	100
2	Don	Elzinga	31.671	34.156	65.827	99
3	Raymond	Thomas	31.815	34.025	65.840	99
4	Chris	Pruett	32.050	33.973	66.023	97
5	Bill	Smiley	32.396	33.644	66.040	96
6	Mark	Lamm	32.169	33.986	66.155	95
7	John	Carriere	32.804	34.522	67.326	79
8	Nick	Scott	32.858	34.881	67.739	73
9	Randall	Turner	33.239	34.912	68.151	68
<b>C Modified Ladies</b>						
1	Linda	Smiley	33.199	36.116	69.315	100
<b>D Modified</b>						
1	Steve	Brinkerhoff	34.190	36.326	70.516	100
2	Charles	Spera	34.745	36.350	71.095	93
<b>E Modified</b>						
1	Edson	Rowley	40.714	42.405	83.119	100
<b>F Modified</b>						
1	Dave	Phaneuf	32.947	35.331	68.278	100
2	Mike	Quinn	33.125	35.854	68.979	91
3	Les	Francisco	33.529	38.013	71.542	57
4	Tom	Buckman	35.653	37.243	72.896	39
<b>F Modified Ladies</b>						
1	Debbie	Francisco	44.824	43.877	88.701	100
<b>Formula SAE</b>						
1	Ryan	Smith	32.920	34.947	67.867	100
2	Benjamin	Pohl	33.469	34.440	67.909	99
3	Ricky	Green	33.751	34.801	68.552	91
<b>Street Touring</b>						
1	Jeff	Mabrey	36.346	38.994	75.340	100
2	Jeremy	Jacobs	36.363	39.319	75.682	96
3	Sean	Grogan	37.539	39.847	77.386	76
4	Steve	Baumbach	37.280	40.128	77.408	75
5	Jerry	Hansen	38.919	41.466	80.385	40
6	Linda	Hansen	39.391	41.500	80.891	34
7	Clark	Fluegel	39.420	41.499	80.919	33
8	Ray	Jason	39.255	41.994	81.249	29

9	Bob	Poling	40.052	42.936	82.988	20
10	Mike	McClintock	DNS	41.742	No Time	10
<b>Street Touring X</b>						
1	Jason	Wong	36.724	39.571	76.295	100
2	Robert	Palmbos	38.285	40.456	78.741	71
3	Kyle	Wiles	39.245	41.557	80.802	47
4	Jeff	Leshner	41.871	44.875	86.746	20
5	Cory	Koglin	43.305	44.646	87.951	20
6	Billy	Brooks	DNS	38.294	No Time	10
<b>Street Touring X Ladies</b>						
1	Lindsay	Behnen	39.181	41.552	80.733	100
<b>Street Touring Unlimited</b>						
1	Lee	Miller	38.419	40.604	79.023	100
<b>Street Mod</b>						
1	Jarrold	Hoops	36.961	39.714	76.675	100
2	Brian	DuPree	38.166	38.636	76.802	99
3	Mike	Rodriguez	38.296	39.659	77.955	85
4	Jason	Prokosch	40.096	42.218	82.314	34
5	Terrance	Daniels	41.198	42.195	83.393	21
6	Eric	Reed	40.173	43.232	83.405	21
<b>Street Mod Ladies</b>						
1	Abby	DuPree	38.476	42.065	80.541	100
<b>Street Modified 2</b>						
1	Bob	Kasprzyk	34.628	35.893	70.521	100
2	Rick	Myers	34.890	36.948	71.838	83
3	JT	McClintock	35.717	37.882	73.599	61
4	Jeff	Finkbeiner	35.709	38.170	73.879	57
5	Michael	Declercq	37.375	39.525	76.900	20
<b>Street Modified 2 Ladies</b>						
1	Lorae	Myers	35.891	37.748	73.639	100
<b>Formula 125</b>						
1	Larry	MacLeod	32.262	33.378	65.640	100
<b>FJ3</b>						
1	Jacob	Myers	42.530	42.758	85.288	100
<b>FJ4</b>						
1	Codie	Smiley Knabe	35.627	36.605	72.232	100



\_\_\_\_\_

\_\_\_\_\_

\_\_\_\_\_

\_\_\_\_\_

\_\_\_\_\_

\_\_\_\_\_

\_\_\_\_\_

\_\_\_\_\_

\_\_\_\_\_

\_\_\_\_\_

\_\_\_\_\_

\_\_\_\_\_

\_\_\_\_\_

\_\_\_\_\_

\_\_\_\_\_

\_\_\_\_\_

\_\_\_\_\_

\_\_\_\_\_

\_\_\_\_\_

\_\_\_\_\_

\_\_\_\_\_

\_\_\_\_\_

\_\_\_\_\_

\_\_\_\_\_

\_\_\_\_\_

\_\_\_\_\_

\_\_\_\_\_

\_\_\_\_\_

\_\_\_\_\_

\_\_\_\_\_

\_\_\_\_\_